Name: _____ Date: _____

CHAPTER 1 Numbers to 10,000

Worksheet 1 Counting

Fill in the missing numbers. Use the place-value chart to help you.

Example

Thousands	Hundreds
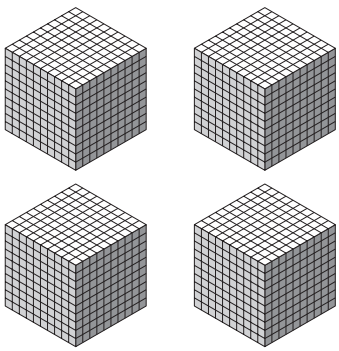	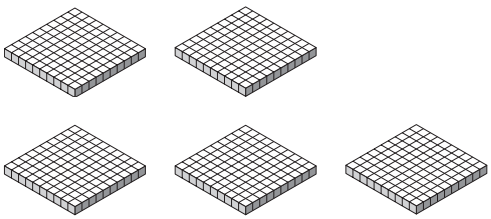

4 thousands 5 hundreds

1.

Thousands	Hundreds
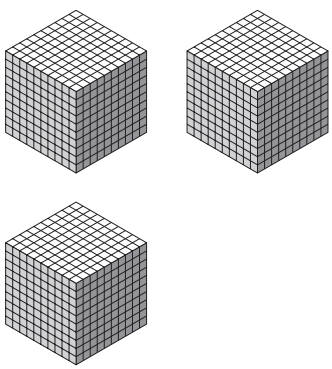	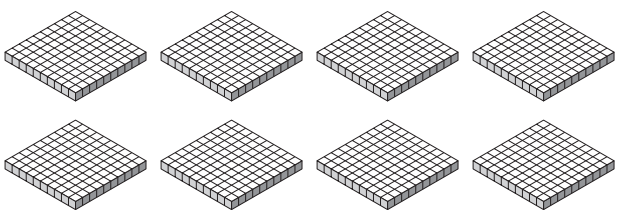

_____ thousands _____ hundreds

© Marshall Cavendish International (Singapore) Private Limited.

Name: _____ **Date:** _____

Fill in the missing numbers. Then write the number in standard form. Use the place-value chart to help you.

Example

Thousands	Hundreds	Tens	Ones
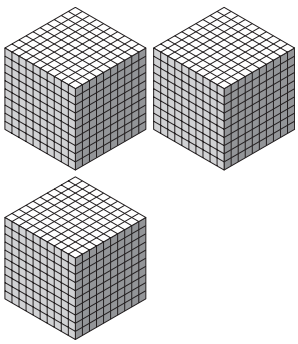	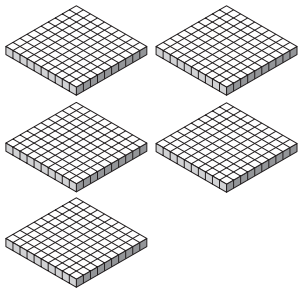	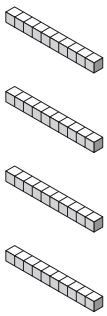	

3 thousands 5 hundreds

4 tens 6 ones

Standard form: 3,546

2.

Thousands	Hundreds	Tens	Ones
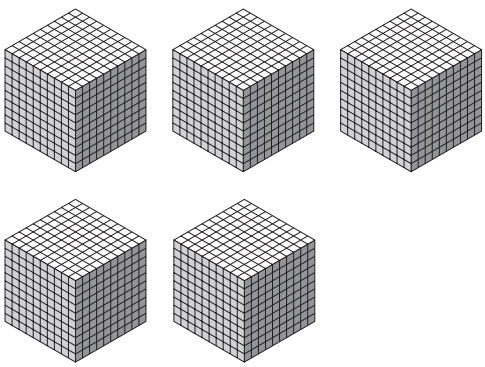	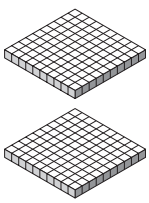	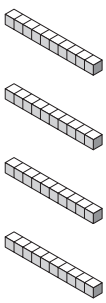	

_____ thousands _____ hundreds

_____ tens _____ ones

Standard form: _____

© Marshall Cavendish International (Singapore) Private Limited.

Name: _____ Date: _____

Complete each number pattern. Then complete the statement.

Example

7,208 7,209 7,210 7,211 7,212 7,213 7,214

I count by ones.

3. 2,538 2,548 2,558 _____ _____ _____ 2,598

I count by _____.

4. 5,479 5,579 5,679 _____ _____ _____ 6,079

I count by _____.

5. 2,905 3,905 4,905 _____ _____ _____ 8,905

I count by _____.

Complete each number pattern.

6. 1,000 2,000 3,000 _____ _____ _____ 7,000

7. 3,700 3,800 3,900 _____ _____ _____ 4,300

Write each number in standard form.

8. five thousand, nine hundred sixty-seven _____

9. six thousand, eight hundred five _____

10. eight thousand, four hundred twenty-six _____

11. nine thousand, forty-seven _____

© Marshall Cavendish International (Singapore) Private Limited.

Name: _____ **Date:** _____

Write each number in word form.

12. 603 _____

13. 4,809 _____

Complete. Use the base-ten blocks to help you.

14.

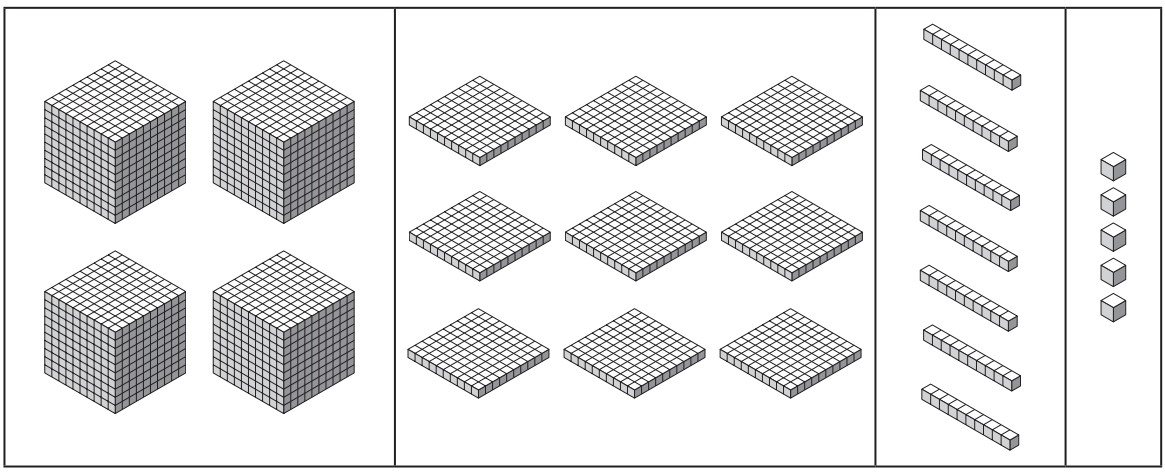

Word form: _____

Standard form: _____

15.

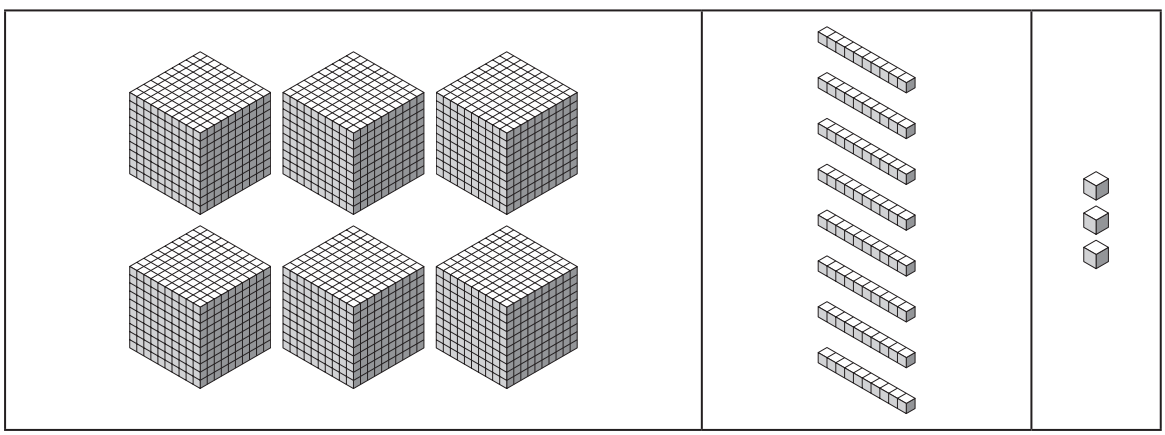

Word form: _____

Standard form: _____

© Marshall Cavendish International (Singapore) Private Limited.

Name: _____ Date: _____

Worksheet 2 Place Value

Fill in the value of the digit 6 in each number.

Example

6,082 6 thousands or 6,000

1. 4,965 _____ or _____

2. 6,248 _____ or _____

3. 7,613 _____ or _____

4. 8,906 _____ or _____

Fill in the blanks.

In 7,429:

5. the digit 7 is in the _____ place.

6. the digit _____ is in the tens place.

7. the digit 4 is in the _____ place.

8. the digit _____ is in the ones place.

© Marshall Cavendish International (Singapore) Private Limited.

Name: _____ Date: _____

Write the value of each digit.

9.

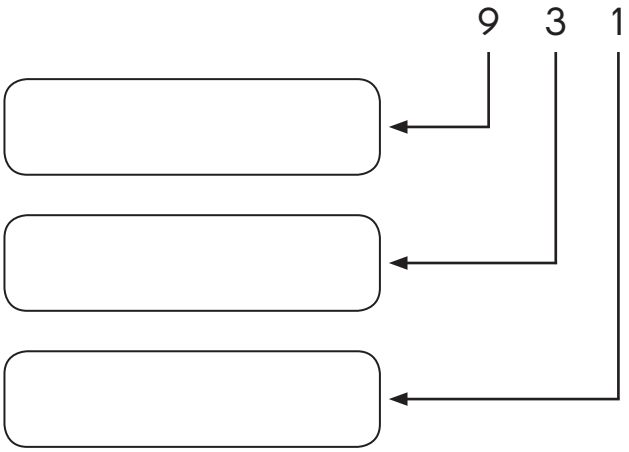

Solve.

10. The digit 7 is in the tens place.
The digit 5 is in the hundreds place.
The digit 9 is in the ones place.

The number is _____.

© Marshall Cavendish International (Singapore) Private Limited.

Name: _____ Date: _____

Fill in the missing numbers. Use the place-value chart to help you.

Example

place-value chart

Thousands	Hundreds	Tens	Ones
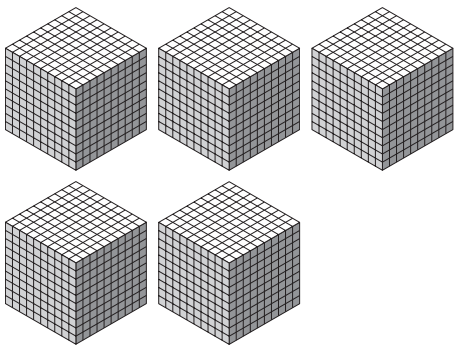	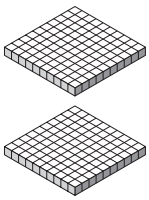	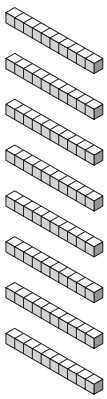	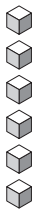

5,000 + 200 + 80 + 6 = 5,286

11.

Thousands	Hundreds	Tens	Ones
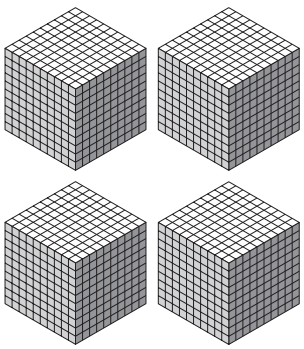			

_____ + _____ + _____ + _____ = _____

© Marshall Cavendish International (Singapore) Private Limited.

Name: _____ Date: _____

12.

Thousands	Hundreds	Tens	Ones
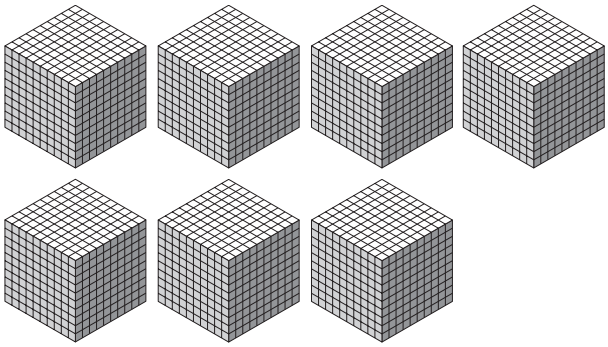		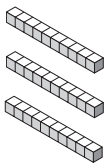	

_____ + _____ + _____ + _____ = _____

Fill in the missing numbers.

Example

Thousands	Hundreds	Tens	Ones
2	4	5	7

2,000 + 400 + 50 + 7 = 2,457

13.

Thousands	Hundreds	Tens	Ones
3	8	9	1

_____ + _____ + _____ + _____ = _____

14.

Thousands	Hundreds	Tens	Ones
4	0	0	3

_____ + _____ + _____ + _____ = _____

© Marshall Cavendish International (Singapore) Private Limited.

Name: _____ Date: _____

15.

Thousands	Hundreds	Tens	Ones
8	0	9	5

_____ + _____ + _____ + _____ = _____

Complete.

Example

3,498 = 3,000 + 400 + 90 + 8

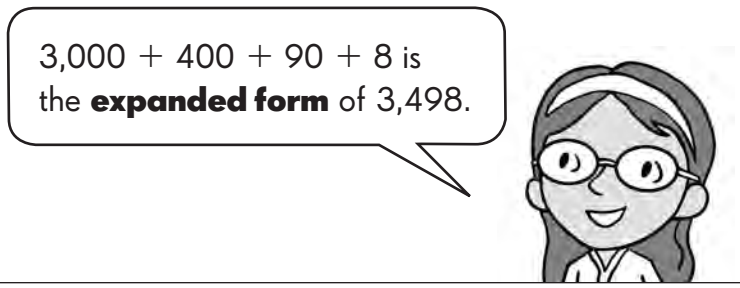

16. 6,125 = _____ + 100 + 20 + 5

17. 7,459 = 7,000 + 400 + _____ + 9

18. 8,361 = 8,000 + _____ + 60 + _____

19. 9,246 = _____ + 200 + _____ + 6

Write each number in standard form.

20. 4,000 + 300 + 90 + 5 = _____

21. 5,000 + 6 + 80 = _____

22. 7,000 + 80 + 900 = _____

© Marshall Cavendish International (Singapore) Private Limited.

Name: _____ Date: _____

Fill in the blanks.

Example

3,587 = 3 thousands 5 hundreds 8 tens 7 ones

23. 4,916 = 4 _____ 9 _____ 1 _____ 6 _____

Fill in the missing numbers.

Example

2,469 = 2 thousands 4 hundreds 6 tens 9 ones

24. 1,408 = _____ thousand _____ hundreds _____ tens _____ ones

Complete the place-value strips.

Example

7,823

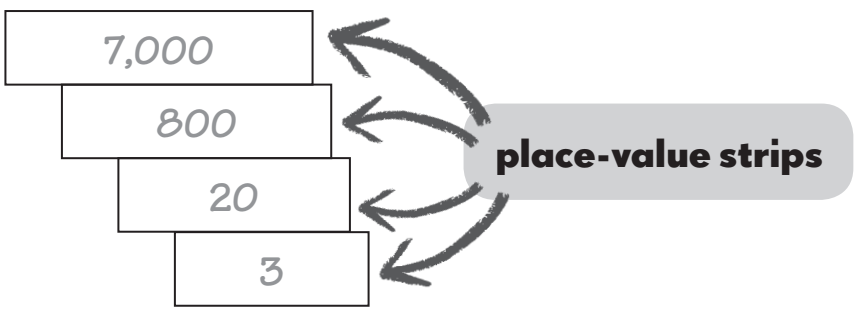

25. 6,531

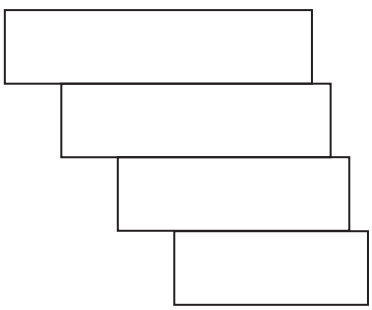

© Marshall Cavendish International (Singapore) Private Limited.

Name: _____ Date: _____

Worksheet 3 Comparing and Ordering Numbers

Complete.

Example

a. 1,000 more than 5,000 is 6,000.

b. 1,000 less than 5,000 is 4,000.

1.

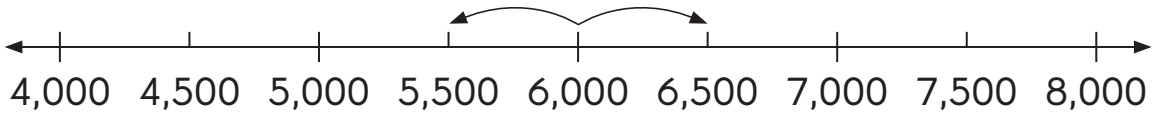

a. 500 more than 6,000 is _____.

b. 500 less than 6,000 is _____.

Fill in the missing numbers.

Example

350 more than 490 is 840.

2. 550 more than 170 is _____.

3. 450 more than 170 is _____.

4. _____ more than 650 is 900.

5. 250 more than _____ is 790.

© Marshall Cavendish International (Singapore) Private Limited.

Name: _____ Date: _____

Show each statement on the number line.
Then fill in the missing numbers.

Example

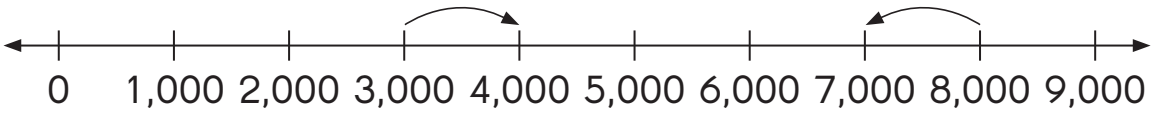

a. 1,000 more than 3,000 is 4,000.

b. 1,000 less than 8,000 is 7,000.

6.

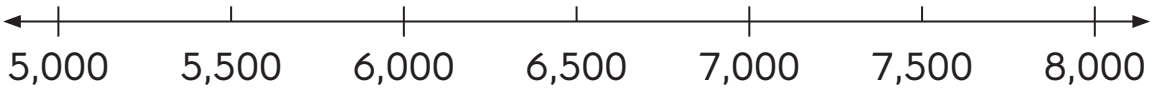

a. 500 more than 5,500 is _____.

b. 500 less than 7,500 is _____.

Fill in the blanks.

Example

What is 2,000 more than 4,500? 6,500

7. What is 2,000 less than 3,500? _____

8. What is 500 more than 6,000? _____

9. What is 500 less than 7,000? _____

© Marshall Cavendish International (Singapore) Private Limited.

Name: _____ **Date:** _____

Fill in the missing numbers.

Example

1,000 more than 8,000 is 9,000.

10. 1,000 more than 7,500 is _____.

11. 500 more than 4,000 is _____.

12. 500 less than 6,500 is _____.

13. 1,000 less than 9,500 is _____.

Order from greatest to least.

14. 276 209 513

_____

15. 476 900 784

_____

16. 349 617 825

_____

© Marshall Cavendish International (Singapore) Private Limited.

Name: _____ Date: _____

Complete.

Example

+ 1,000

6,000 → 7,000

Use the rule to find the missing number. This **rule** is to add 1,000 to the first number.

17.

+ 700

4,000 → _____

18.

+ 80

8,000 → _____

19.

− 1,000

4,000 → _____

20.

− 800

6,000 → _____

21.

− 30

2,000 → _____

© Marshall Cavendish International (Singapore) Private Limited.

Name: _____ Date: _____

Add thousands.

Example

+ 2,000

4,000 → 6,000

22.

3,000 → 7,000

23.

5,000 → 9,000

Subtract thousands.

24.

2,000 ← 5,000

25.

1,000 ← 8,000

© Marshall Cavendish International (Singapore) Private Limited.

Name: _____ Date: _____

26.

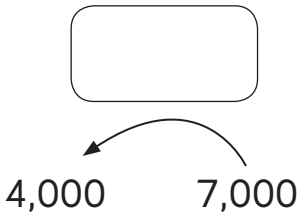

27.

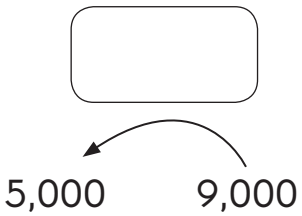

Complete the number patterns.

28. 2,400 3,500 4,600 _____ _____ _____

29. 1,500 3,600 5,700 _____ _____

30. 5,500 5,000 4,500 4,000 _____ _____ _____

31. 9,700 9,300 8,900 8,500 _____ _____ _____

Fill in the missing numbers.

32. 5,378 5,478 _____ _____ 5,778 _____ _____

33. 7,468 7,068 _____ _____ 5,868 _____

34. 3,057 3,357 _____ _____ 4,257 _____ _____

35. 9,841 9,641 _____ _____ 9,041 _____

© Marshall Cavendish International (Singapore) Private Limited.