Name: _____ Date: _____

CHAPTER 8 Division

Worksheet 1 Mental Division

Complete the table.

1.

×	1	2	3	4	5	6	7	8	9
1									
2			6						
3									
4									
5									
6						36			
7									
8									
9									81

Think of related multiplication facts. Then divide.

Example

5 × 4 = 20 20 ÷ 5 = 4

2. 4 × _____ = 12 12 ÷ 4 = _____

3. 3 × _____ = 18 18 ÷ 3 = _____

4. 5 × _____ = 35 35 ÷ 5 = _____

5. 2 × _____ = 18 18 ÷ 2 = _____

© Marshall Cavendish International (Singapore) Private Limited.

Name: _____ Date: _____

6. $6 \times$ _____ $= 18$ $18 \div 6 =$ _____

7. $9 \times$ _____ $= 27$ $27 \div 9 =$ _____

8. $8 \times$ _____ $= 24$ $24 \div 8 =$ _____

9. $7 \times$ _____ $= 42$ $42 \div 7 =$ _____

Complete each division sentence.

10. $16 \div 2 =$ _____ **11.** $45 \div 5 =$ _____

12. $24 \div 3 =$ _____ **13.** $36 \div 4 =$ _____

14. $21 \div 7 =$ _____ **15.** $48 \div 6 =$ _____

16. $63 \div 9 =$ _____ **17.** $64 \div 8 =$ _____

Fill in the missing numbers.

Example

90 = 9 tens

18. 800 = _____ hundreds

19. 40 = _____ tens **20.** 500 = _____ hundreds

Complete.

Example

600 = 6 hundreds

21. 30 = 3 _____

22. 200 = 2 _____ **23.** 250 = 25 _____

© Marshall Cavendish International (Singapore) Private Limited.

Name: _____ Date: _____

Fill in the missing numbers.

Example

8 tens ÷ 4 = 2 tens

= 20

24. 15 tens ÷ 3 = _____ tens

= _____

25. 9 hundreds ÷ 3 = _____ hundreds

= _____

26. 24 hundreds ÷ 6 = _____ hundreds

= _____

Divide. Use related multiplication facts and patterns to help you.

Example

360 ÷ 6 = 60



27. 420 ÷ 7 = _____

28. 560 ÷ 8 = _____

29. 360 ÷ 9 = _____

© Marshall Cavendish International (Singapore) Private Limited.

Name: _____ **Date:** _____

Example

800 ÷ 4 = 200

Think of hundreds.
Then divide.
800 is 80 tens or 8 hundreds.

30. 600 ÷ 5 = _____

31. 1,400 ÷ 7 = _____

32. 7,200 ÷ 8 = _____

33. 1,500 ÷ 3 = _____

34. 2,800 ÷ 4 = _____

35. 4,800 ÷ 6 = _____

© Marshall Cavendish International (Singapore) Private Limited.

Name: _____ Date: _____

Worksheet 2 Quotient and Remainder

Complete.

Example

9 ÷ 3 = 3

The quotient is 3.

The remainder is 0.

A **quotient** is the answer to a division problem. A **remainder** is the number left over from a division problem.

1. 12 ÷ 3 = _____

The quotient is _____.

The remainder is _____.

2. 25 ÷ 5 = _____

The quotient is _____.

The remainder is _____.

3. 36 ÷ 6 = _____

The quotient is _____.

The remainder is _____ .

© Marshall Cavendish International (Singapore) Private Limited.

Name: _____ Date: _____

Complete.

Example

43 ÷ 5 = 8 R 3

Step 1 5 × 8 = 40

Step 2 5 × 9 = 45

Step 3 43 is between 40 and 45

So, I choose 8.

Step 4 43 − 40 = 3

The quotient is 8.

The remainder is 3.

4. 38 ÷ 4 = _____

Step 1 4 × _____ = _____

Step 2 4 × _____ = _____

Step 3 38 is between _____ and _____.

So, I choose _____.

Step 4 38 − _____ = _____

The quotient is _____.

The remainder is _____.

© Marshall Cavendish International (Singapore) Private Limited.

Name: _____ **Date:** _____

5. 19 ÷ 2 = _____

Step 1 2 × _____ = _____

Step 2 2 × _____ = _____

Step 3 19 is between _____ and _____.

So, I choose _____.

Step 4 19 − _____ = _____

The quotient is _____.

The remainder is _____.

Complete.

Example

19 ÷ 3 = 6 R 1

Step 1 3 × 6 = 18

Step 2 3 × 7 = 21

Step 3 19 − 18 = 1

6. 27 ÷ 4 = _____

Step 1 4 × _____ = _____

Step 2 4 × _____ = _____

Step 3 27 − _____ = _____

© Marshall Cavendish International (Singapore) Private Limited.

Name: _____ **Date:** _____

7. 17 ÷ 2 = _____

Step 1 2 × _____ = _____

Step 2 2 × _____ = _____

Step 3 17 − _____ = _____

8. 37 ÷ 5 = _____

Step 1 5 × _____ = _____

Step 2 5 × _____ = _____

Step 3 37 − _____ = _____

Divide. Find the quotient and the remainder.

Example

25 ones ÷ 4 = 6 ones R 1 one

9. 15 ones ÷ 2 = _____ ones R _____ one

10. 33 ones ÷ 4 = _____ ones R _____ one

11. 26 ones ÷ 3 = _____ ones R _____ ones

12. 49 ones ÷ 5 = _____ ones R _____ ones

© Marshall Cavendish International (Singapore) Private Limited.

Name: _____ Date: _____

Worksheet 3 Odd and Even Numbers

Divide. Then write the remainder.

Example

6 ÷ 2 = 3 R 0

Remainder: 0

Even numbers have 2, 4, 6, 8, or 0 in the ones place.

1. 10 ÷ 2 = _____

Remainder: _____

2. 12 ÷ 2 = _____

Remainder: _____

3. 16 ÷ 2 = _____

Remainder: _____

4. 18 ÷ 2 = _____

Remainder: _____

5. 14 ÷ 2 = _____

Remainder: _____

6. 22 ÷ 2 = _____

Remainder: _____

Write *even* or *odd*.

7. When an _____ number is divided by 2, there is no remainder.

© Marshall Cavendish International (Singapore) Private Limited.

Name: _____ Date: _____

Divide. Then write the remainder.

Example

7 ÷ 2 = 3 R 1

Remainder: 1

Odd numbers have 1, 3, 5, 7, or 9 in the ones place.

8. 9 ÷ 2 = _____

Remainder: _____

9. 11 ÷ 2 = _____

Remainder: _____

10. 15 ÷ 2 = _____

Remainder: _____

11. 19 ÷ 2 = _____

Remainder: _____

12. 13 ÷ 2 = _____

Remainder: _____

13. 21 ÷ 2 = _____

Remainder: _____

Write *even* or *odd*.

14. When an _____ number is divided by 2, there is a remainder.

© Marshall Cavendish International (Singapore) Private Limited.

Name: _____ Date: _____

Complete. Use the digits 0, 1, 2, 3, 4, 5, 6, 7, 8, and 9.

15. Numbers which end with the digits _____, _____, _____, _____, or _____ are odd numbers.

16. Numbers which end with the digits _____, _____, _____, _____, or _____ are even numbers.

Complete the table. Use the numbers below.

17. **12 21 34 43 55**
77 88 92 79 100

Even Numbers	Odd Numbers

© Marshall Cavendish International (Singapore) Private Limited.

Name: _____ **Date:** _____

Write *true* or *false*. Give an example to support your choice.

18. Add 1 to an even number. The number becomes odd.

_____

_____

_____

19. Add 2 to an odd number. The number becomes even.

_____

_____

_____

© Marshall Cavendish International (Singapore) Private Limited.

Name: _____ Date: _____

Worksheet 4 Division Without Remainder and Regrouping

Complete.

Example

6 ones ÷ 2 = 3 ones

```
  3
2) 6
  6
  0
```

1. 8 ones ÷ 4 = _____ ones

```
  □
4) 8
  □
  □
```

2. 4 tens ÷ 2 = _____ tens

```
  □ □
2) 4 0
  □ □
    □
```

3. 9 tens ÷ 3 = _____ tens

```
  □ □
3) 9 0
  □ □
    □
```

© Marshall Cavendish International (Singapore) Private Limited.

Name: _____ **Date:** _____

Fill in the missing numbers.

Example

6 tens 3 ones ÷ 3 = 2 tens 1 one

= 21

4. 8 tens 2 ones ÷ 2 = _____ tens _____ one

= _____

5. 4 tens 8 ones ÷ 4 = _____ ten _____ ones

= _____

6. 9 tens 6 ones ÷ 3 = _____ tens _____ ones

= _____

7. 5 tens 0 ones ÷ 5 = _____ ten _____ ones

= _____

8. 8 tens 6 ones ÷ 2 = _____ tens _____ ones

= _____

© Marshall Cavendish International (Singapore) Private Limited.

Name: _____ Date: _____

Complete.

Example

```
   2 4
2) 4 8
   4 0
   ---
     8
     8
   ---
     0
```

Step 1 4 tens ÷ 2 = 2 tens

Step 2 8 ones ÷ 2 = 4 ones

48 ÷ 2 = 2 tens 4 ones

= 24

9.

```
   □ □
3) 3 9
   □ □
   ---
     □
     □
   ---
     □
```

Step 1 3 tens ÷ 3 = _____ ten

Step 2 9 ones ÷ 3 = _____ ones

39 ÷ 3 = _____ ten _____ ones

= _____

10.

```
   □ □
4) 8 4
   □ □
   ---
     □
     □
   ---
     □
```

Step 1 8 tens ÷ 4 = _____ tens

Step 2 4 ones ÷ 4 = _____ one

84 ÷ 4 = _____ tens _____ one

= _____

11.

```
   □ □
5) 5 5
   □ □
   ---
     □
     □
   ---
     □
```

Step 1 5 tens ÷ 5 = _____ ten

Step 2 5 ones ÷ 5 = _____ one

55 ÷ 5 = _____ ten _____ one

= _____

© Marshall Cavendish International (Singapore) Private Limited.

Name: _____ **Date:** _____

12.

```
   □ □
3) 6 9
   □ □
   ---
     □
     □
   ---
     □
```

Step 1 6 tens ÷ 3 = _____ tens

Step 2 9 ones ÷ 3 = _____ ones

69 ÷ 3 = _____ tens _____ ones

= _____

Divide.

Example

```
   2 2
2) 4 4
   4 0
   ---
     4
     4
   ---
     0
```

13.

```
   □ □
3) 6 3
   □ □
   ---
     □
     □
   ---
     □
```

14.

```
   □ □
4) 4 8
   □ □
   ---
     □
     □
   ---
     □
```

15.

```
   □ □
2) 2 8
   □ □
   ---
     □
     □
   ---
     □
```

16.

```
   □ □
3) 3 6
   □ □
   ---
     □
     □
   ---
     □
```

17.

```
   □ □
4) 8 4
   □ □
   ---
     □
     □
   ---
     □
```

© Marshall Cavendish International (Singapore) Private Limited.

Name: _____ Date: _____

Worksheet 5 Division with Regrouping in Tens and Ones

Complete.

Example

7 ones ÷ 2 = 3 ones, remainder 1 one

$$\begin{array}{r} 3 \\ 2\overline{)7} \\ 6 \\ \hline 1 \end{array}$$

1. 5 ones ÷ 3 = _____ one, remainder _____ ones

$$\begin{array}{r} \square \\ 3\overline{)5} \\ \square \\ \hline \square \end{array}$$

2. 9 ones ÷ 4 = _____ ones, remainder _____ one

$$\begin{array}{r} \square \\ 4\overline{)9} \\ \square \\ \hline \square \end{array}$$

3. 9 ones ÷ 2 = _____ ones, remainder _____ one

$$\begin{array}{r} \square \\ 2\overline{)9} \\ \square \\ \hline \square \end{array}$$

© Marshall Cavendish International (Singapore) Private Limited.

Name: _____ Date: _____

Divide.

4. 4 ÷ 2 = _____

5. 6 ÷ 3 = _____

6. 8 ÷ 4 = _____

7. 8 ÷ 2 = _____

8. 9 ÷ 3 = _____

9. 4 ÷ 4 = _____

Complete.

Example

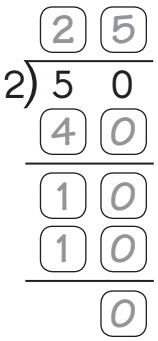

5 tens ÷ 2 = 2 tens, remainder 1 ten

1 ten = 10 ones

10 ones ÷ 2 = 5 ones, remainder 0 ones

50 ÷ 2 = 2 tens 5 ones, remainder 0

= 25 R 0

10.

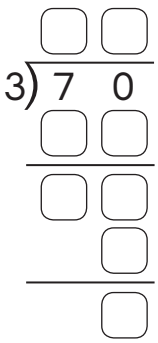

7 tens ÷ 3 = ____ tens, remainder ____ ten

____ ten = ____ ones

____ ones ÷ 3 = ____ ones, remainder ____ one

70 ÷ 3 = ____ tens ____ ones, remainder ____

= ____ R ____

© Marshall Cavendish International (Singapore) Private Limited.

Name: _____ **Date:** _____

11.

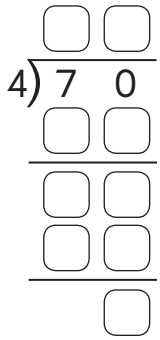

7 tens ÷ 4 = ____ ten, remainder ____ tens

____ tens = ____ ones

____ ones ÷ 4 = ____ ones, remainder ____ ones

70 ÷ 4 = ____ ten ____ ones, remainder ____

= ____ R ____

12.

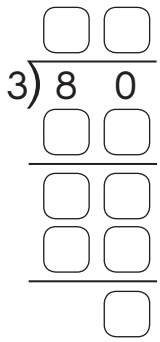

8 tens ÷ 3 = ____ tens, remainder ____ tens

____ tens = ____ ones

____ ones ÷ 3 = ____ ones, remainder ____ ones

80 ÷ 3 = ____ tens ____ ones, remainder ____

= ____ R ____

Fill in the missing numbers.

Example

40 ÷ 3 = 13, remainder 1

13. 60 ÷ 2 = _____, remainder _____

14. 90 ÷ 4 = _____, remainder _____

15. 80 ÷ 3 = _____, remainder _____

© Marshall Cavendish International (Singapore) Private Limited.

Name: _____ Date: _____

Complete.

Example

14 ones ÷ 2 = 7 ones

```
      7
2) 1  4
   1  4
   ----
      0
```

16. 18 ones ÷ 3 = _____ ones

```
      □
3) 1  8
   □  □
   ----
      □
```

17. 24 ones ÷ 4 = _____ ones

```
      □
4) 2  4
   □  □
   ----
      □
```

18. 25 ones ÷ 5 = _____ ones

```
      □
5) 2  5
   □  □
   ----
      □
```

© Marshall Cavendish International (Singapore) Private Limited.

Name: _____ Date: _____

Fill in the missing numbers.

Example

36 = 2 tens 16 ones

36 ÷ 2 = 1 ten 8 ones

19. 34 = _____ tens 14 ones

34 ÷ 2 = _____ ten _____ ones

20. 56 = 4 tens _____ ones

56 ÷ 4 = _____ ten _____ ones

21. 42 = _____ tens 12 ones

42 ÷ 3 = _____ ten _____ ones

22. 78 = _____ tens _____ ones

78 ÷ 3 = _____ tens _____ ones

23. 64 = _____ tens _____ ones

64 ÷ 4 = _____ ten _____ ones

© Marshall Cavendish International (Singapore) Private Limited.

Name: _____ Date: _____

Divide.

Example

```
   1 9
2) 3 8
   2 0
   ---
   1 8
   1 8
   ---
     0
```

24.

```
   □ □
2) 5 2
   □ □
   ---
   □ □
   □ □
   ---
     □
```

25.

```
   □ □
2) 7 6
   □ □
   ---
   □ □
   □ □
   ---
     □
```

26.

```
   □ □
3) 4 5
   □ □
   ---
   □ □
   □ □
   ---
     □
```

27.

```
   □ □
3) 5 7
   □ □
   ---
   □ □
   □ □
   ---
     □
```

28.

```
   □ □
3) 8 1
   □ □
   ---
   □ □
   □ □
   ---
     □
```

29.

```
   □ □
4) 5 6
   □ □
   ---
   □ □
   □ □
   ---
     □
```

30.

```
   □ □
4) 6 8
   □ □
   ---
   □ □
   □ □
   ---
     □
```

© Marshall Cavendish International (Singapore) Private Limited.